

## Framed Cabinet Construction

A traditional construction method using a 1.5" x 3/4" hardwood frame attached directly to the cabinet box creates an extremely sturdy cabinet box. Doors and drawer fronts then overlay the face frame leaving a portion of the face frame visible (reveal). Schroll has two overlay options: Half Overlay and Full Overlay.

### HALF OVERLAY:

Doors and drawer fronts cover 1/2" of the face frame.

### FULL OVERLAY:


Doors and drawer fronts cover 1-1/4" of the face frame.

Face frames are constructed with 3/4" kiln-dried hardwood.

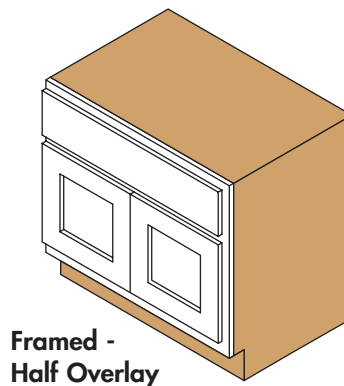


## Key Features

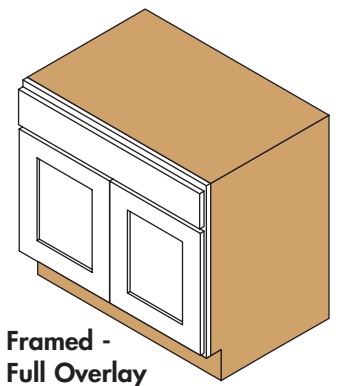
- ▶ The doors have a generous 110-degree opening angle, similar to full-overlay hinges, allowing for easy access to your cabinet contents.



SCHROLL CABINETS  
CRAFTSMANSHIP



Framed -  
Half Overlay



Framed -  
Full Overlay

## QUALITIES TO CONSIDER

Solid, sturdy construction	More door styles and customization available	Easy access due to the wide opening angle	Cabinet boxes are available in thermo-fused melamine interior or finished plywood interior
----------------------------	--	---	--